



IPPAcademy
Enrichment for Educators

FUN WITH TOYS!

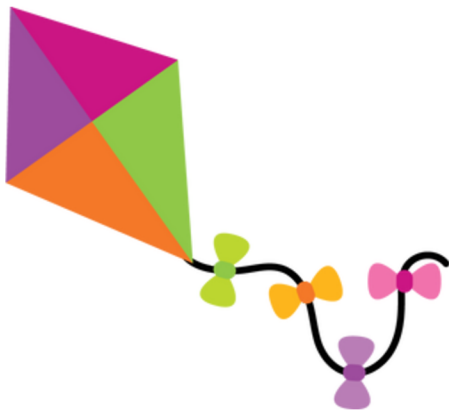
WORKBOOK






VOCABULARY EXERCISE 1

Write the correct word under each picture.









Word Bank:

pyramid	car	rocket	kite
---------	-----	--------	------



VOCABULARY EXERCISE 2

Write the correct word under each picture.









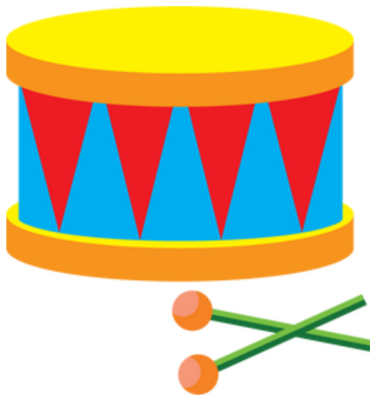
Word Bank:

puzzle	blocks	pinwheel	ball
--------	--------	----------	------

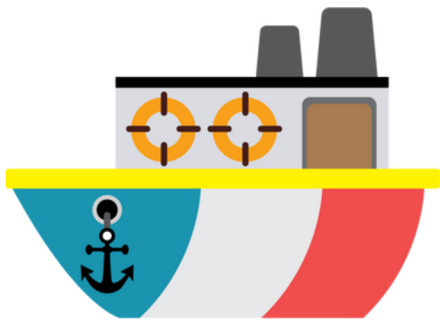


VOCABULARY EXERCISE 3

Write the correct word under each picture.










Word Bank:


doll	boat	xylophone	drum
------	------	-----------	------



VOCABULARY EXERCISE 4

Write the correct word under each picture.










Word Bank:

teddy bear	scooter	yoyo	robot
------------	---------	------	-------



WRITING EXERCISE 1

Write a sentence to describe the picture!





WRITING EXERCISE 2

Write a sentence to describe the picture!





WRITING EXERCISE 3


Write a sentence to describe the picture!





WRITING EXERCISE 4

Write a sentence to describe the picture!





WRITING EXERCISE 5


Write a sentence to describe the picture!





WRITING EXERCISE 6

Write a sentence to describe the picture!





WRITING EXERCISE 7

Write a sentence to describe the picture!





FREE WRITING 1

Tell me about your favorite toy!

Handwriting practice lines consisting of solid top and bottom lines with a dashed middle line. There are ten sets of these lines for writing.





FREE WRITING 2

Tell me about a toy you want to invent!

Handwriting practice lines consisting of solid top and bottom lines with a dashed midline, repeated across the page.



COUNTING EXERCISE 1

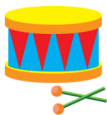


Find and count the following items.














COUNTING EXERCISE 2



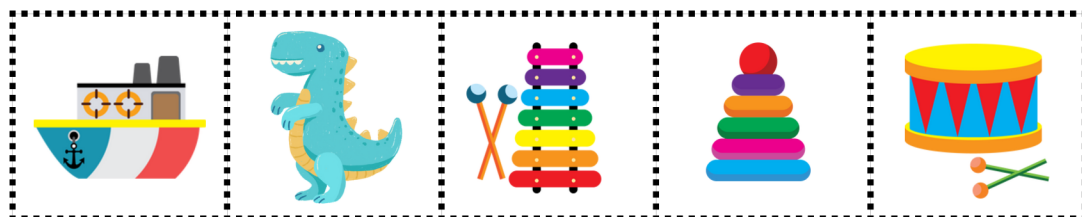

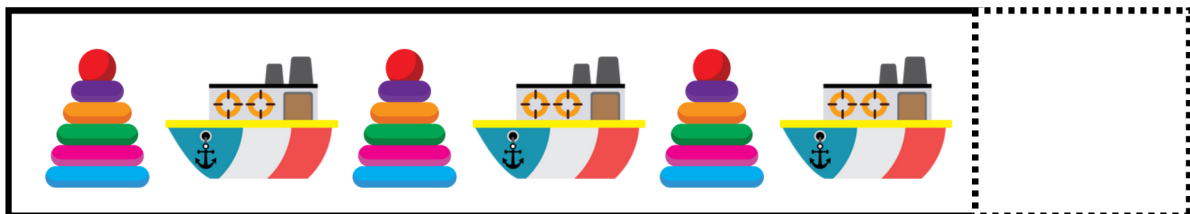

Find and count the following items.





COMPLETE THE PATTERN 1




Look at the patterns below. Cut out the images at the bottom. Paste the image that comes next in each pattern.





COMPLETE THE PATTERN 2

Look at the patterns below. Cut out the images at the bottom. Paste the image that comes next in each pattern.





COLORING ACTIVITY 1


Color the picture below.





COLORING ACTIVITY


Color the picture below.





COLORING ACTIVITY

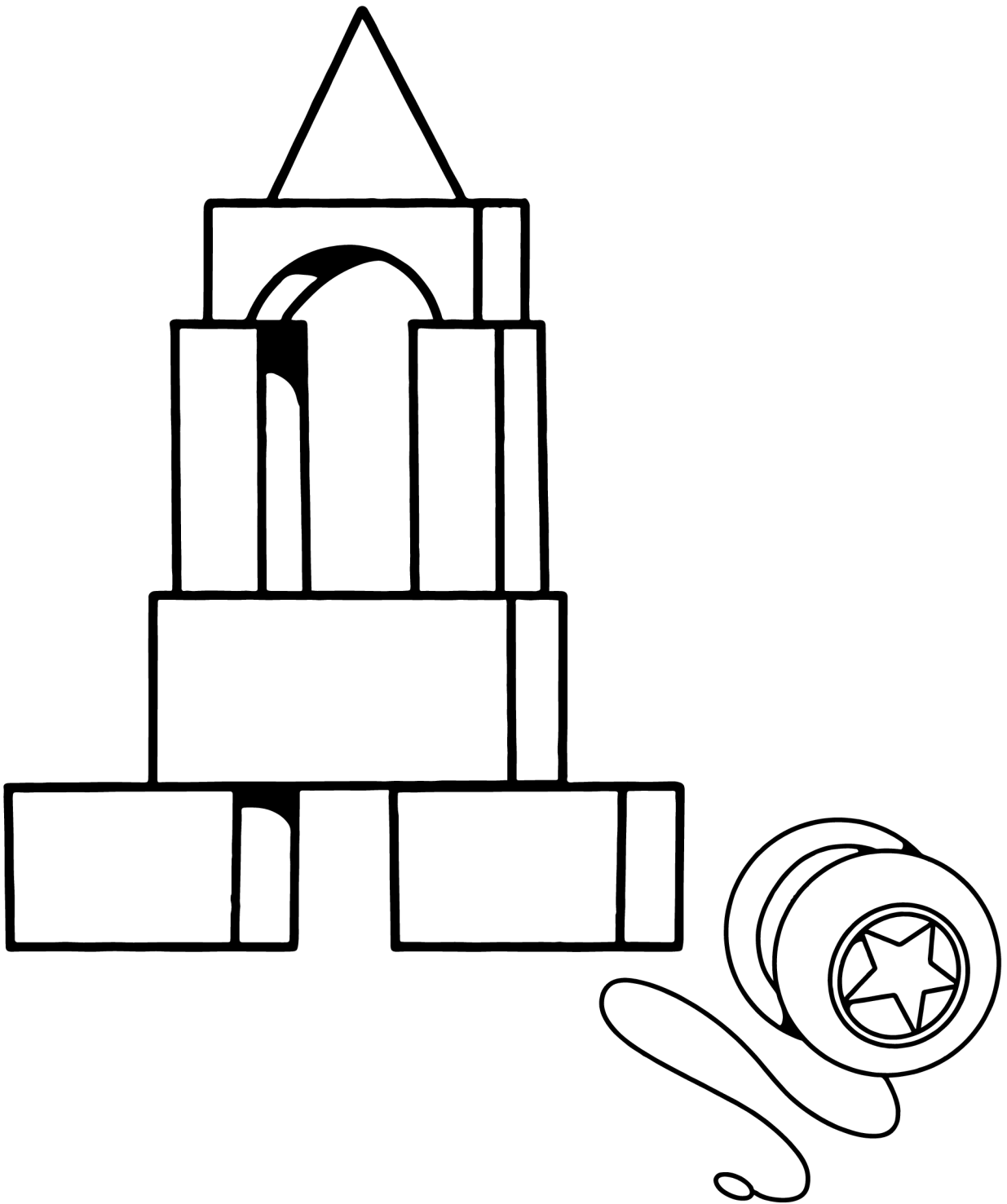
Color the picture below.





COLORING ACTIVITY

Color the picture below.



Name _____

Date _____

COLORING ACTIVITY

Color the picture below.

