



IPPAcademy
Enrichment for Educators

FUN WITH TRANSPORTATION!


WORKBOOK






VOCABULARY EXERCISE 1

Write the correct word under each picture.




.....



.....



.....



.....

Word Bank:

school bus

police car

pickup truck


ship



VOCABULARY EXERCISE 2

Write the correct word under each picture.









Word Bank:

helicopter	bus	bicycle	car
------------	-----	---------	-----




VOCABULARY EXERCISE 3

Write the correct word under each picture.









Word Bank:

delivery truck

fire engine

garbage truck

hot air balloon




VOCABULARY EXERCISE 4

Write the correct word under each picture.









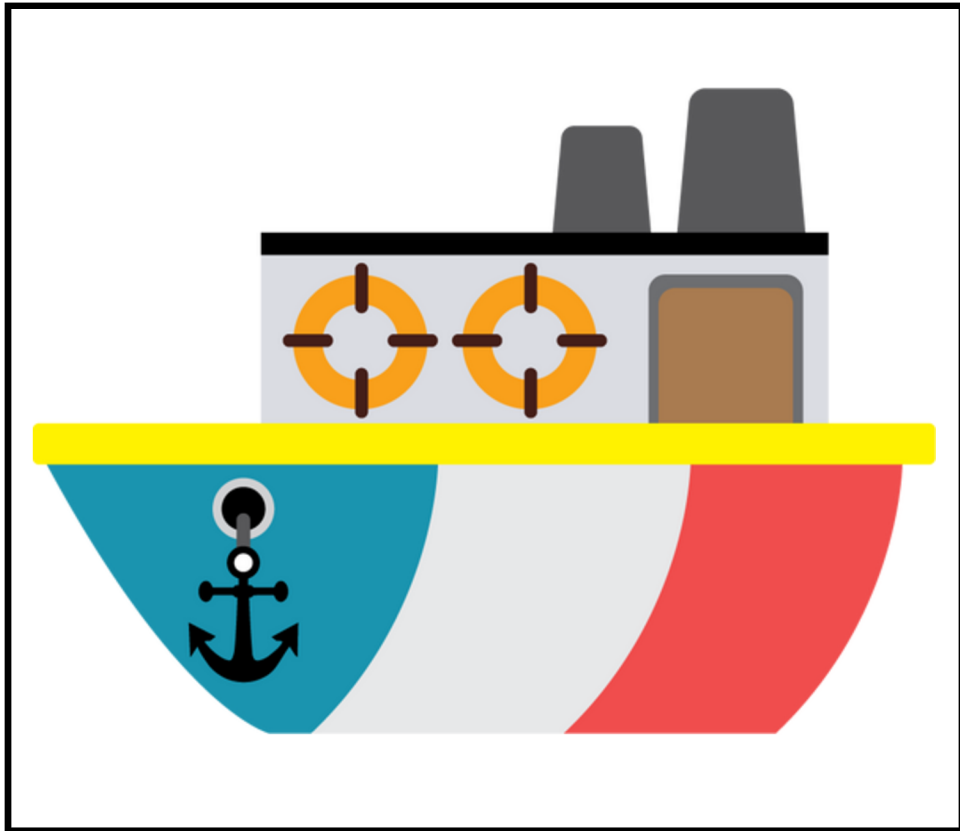
Word Bank:

taxi	airplane	rocket	boat
------	----------	--------	------



WRITING EXERCISE 1

Write a sentence to describe the vehicle!





WRITING EXERCISE 2


Write a sentence to describe the vehicle!





WRITING EXERCISE 3


Write a sentence to describe the vehicle!





WRITING EXERCISE 4

Write a sentence to describe the vehicle!





WRITING EXERCISE 5

Write a sentence to describe the vehicle!





WRITING EXERCISE 6


Write a sentence to describe the vehicle!





WRITING EXERCISE 7

Write a sentence to describe the vehicle!





FREE WRITING 1

Tell me about your favorite mode of transportation!

Handwriting practice lines consisting of solid top and bottom lines with a dashed midline. The page contains 10 sets of these lines for writing practice.






FREE WRITING 2

Tell me about a vehicle you want to invent!




Handwriting practice lines consisting of solid top and bottom lines with a dotted midline. The page contains 10 sets of these lines for writing practice.



COUNTING EXERCISE 1



Find and count the following items.



COUNTING EXERCISE 2



Find and count the following items.












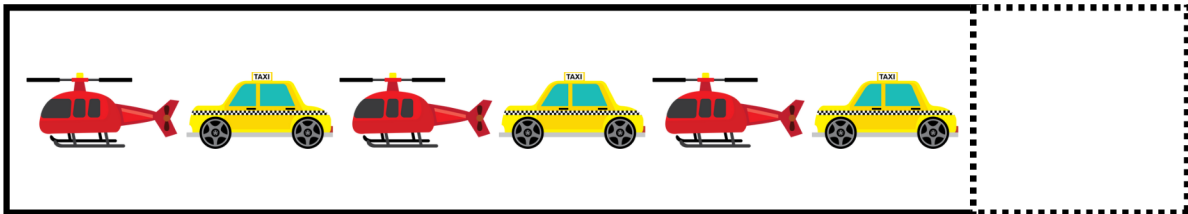






COMPLETE THE PATTERN 1


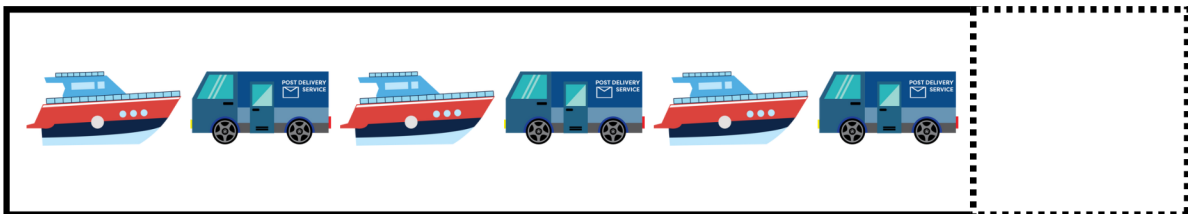
Look at the patterns below. Cut out the images at the bottom. Paste the image that comes next in each pattern.





COMPLETE THE PATTERN 2


Look at the patterns below. Cut out the images at the bottom. Paste the image that comes next in each pattern.





COLORING ACTIVITY 1


Color the picture below.





COLORING ACTIVITY 2


Color the picture below.





COLORING ACTIVITY 3

Color the picture below.



Name _____

Date _____

COLORING ACTIVITY

Color the picture below.

